

# Pre-Finisher®

Semi-custom Finishing Appliance



TP Orthodontics, Inc.

# Pre-Finisher<sup>®</sup>

## Semi-Custom Finishing Appliance

Patients can look forward to finishing treatment earlier, and you'll appreciate the final results!

The Pre-Finisher Appliance is a semi-custom solution perfect for improving the occlusion in aligner and fixed appliance patients. Near the end of treatment, simply remove appliances, measure, and select a Pre-Finisher Appliance from your in-office inventory kit — no impressions required.

- Corrects and relates teeth in both arches simultaneously; corrects open bite
- Aligns, rotates, and closes spaces
- Sized in one-millimeter increments for precise fitting
- Soft, smooth edges and adequate molded airways to increase patient acceptance
- Optional seating springs facilitate proper placement and retention
- Ideal solution for the already-compliant aligner patient
- No laboratory wait or fees; immediate delivery to the patient
- Results in 2-3 weeks



# Real Results

## Patient 1 - Treatment completed exclusively with Pre-Finisher

**Before**



**After**



## Patient 2 - Use of Pre-Finisher after removal of fixed device.

**Before**



**After**



Case photos are courtesy of Sofia Lopes, DDS, MSc, Clínica D. João V, Lisbon, Portugal.

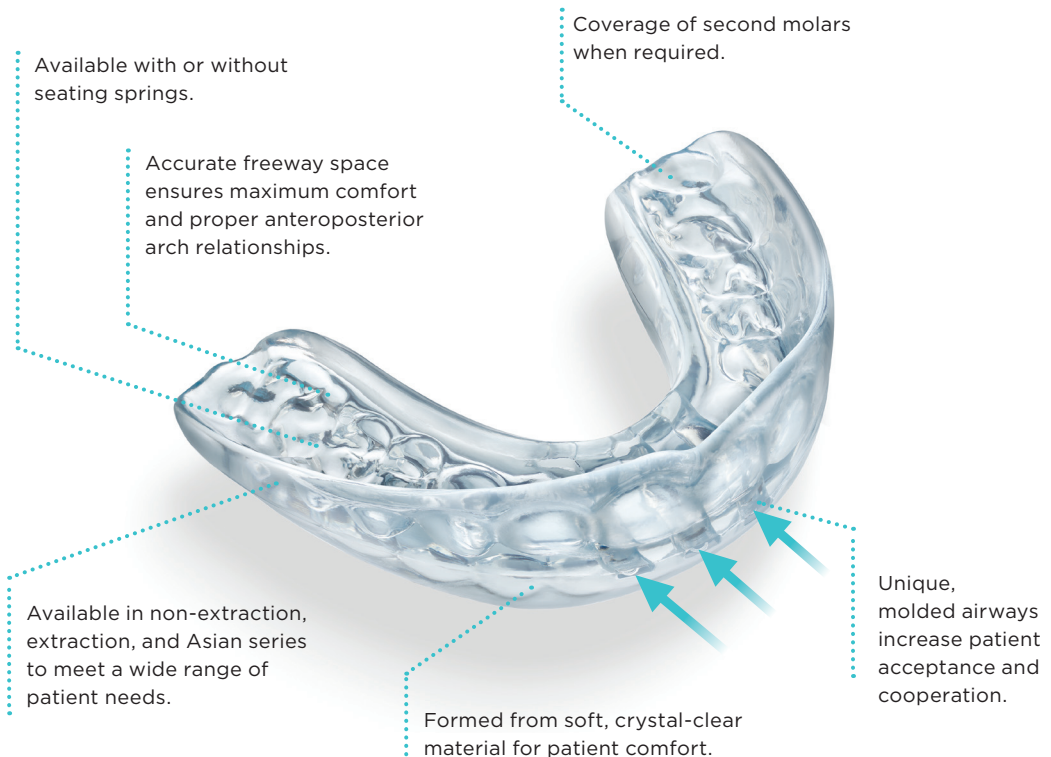
## Aligner Case Finishing

When used as an adjunct to aligner treatment, the Pre-Finisher Appliance can reduce or eliminate additional trays required for case refinement while correcting the posterior open bite often seen in aligner patients. Prescribe a Pre-Finisher Appliance as a cost and time-saving solution for you and your aligner patients.

# Suggested Applications

- **Finishing protocol for fixed appliance or aligner treatment:** Most corrections can be seen within three weeks.
- **To supplement fixed retention:** Utilizing a bur to remove selected portions allows the Pre-Finisher Appliance to be worn over a bonded lingual retainer. This permits simultaneous corrections in the upper arch and improvements in the anteroposterior interarch relationships to help correct a relapse toward Class II or Class III malocclusion.
- **Use as an immediate retention appliance:** Bridge the gap between fixed appliance removal and the delivery of a custom retainer.

## Pre-Finisher Appliance Features


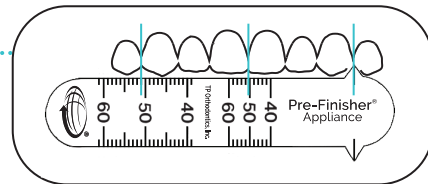


# Selection and Fitting Made Easy

Using the disposable millimeter ruler provided with each appliance, measure along the incisal edges of the six upper anterior teeth to determine their total width. The ruler is designed so that it can be read on either the patient's right or left side.

First, choose the appropriate appliance type (non-extraction, extraction, or Asian), and select the appliance with a part number ending in two digits – the same as the millimeter measurement. If there are band spaces to close, select a Pre-Finisher one size smaller.

Measure along the incisal edges.  
Width of six anterior teeth can  
be taken from condensed scale  
at middle or from full-sized scale  
distal to the cuspid —  
in this case 51 mm.



The last two digits of the part  
number are molded into airways of  
each appliance to indicate size in  
millimeters.

Fit the selected Pre-Finisher onto the upper teeth, and have patient close firmly into the appliance. The cuspids should be tightly in contact with the distal surfaces of their respective sockets in the appliance. If spaces are to be closed between anterior teeth, it may be necessary to slightly stretch the appliance to achieve the desired cusp-socket relationships.

If a Pre-Finisher Appliance is eliminated during fitting, it can be cold-sterilized. Rinse thoroughly to clear all sterilizing solution from the anterior airways.

View the video for the  
Pre-Finisher Appliance.



# Exceptions

The Pre-Finisher Appliance will fit most occlusions, either following the removal of fixed appliances at the end of aligner treatment or in nearly normal occlusions, including those that have minor orthodontic relapse.

## Exceptions would include:

- Cases with tooth mass discrepancies (one or more teeth that are relatively large or small)
- Cases which exhibit unbalanced extractions (only one tooth removed in one or both arches)

In such cases where a Pre-Finisher Appliance is not feasible, it is recommended to prescribe a custom finishing appliance to facilitate final minor corrections.

# The Pre-Finisher Appliance and Patient Compliance

Clearly explaining the proper use of the Pre-Finisher Appliance to patients can often mean the difference between treatment success or failure.

Exercise wear means that the patient should close the teeth into the Pre-Finisher Appliance until muscle fatigue occurs then relaxing with the teeth seated in the appliance.

## Typical Wearing Schedule

<b>First 2 days</b>	Full-time wear (wearing appliance as much as possible)
<b>Day 3 until follow-up</b>	4 hours of daytime exercise wear and overnight wear
<b>First follow-up:</b> 2 weeks after appliance delivery	If results are satisfactory, evaluate to discontinue wear of the appliance or reduce to 3 hours daytime (exercise wear) and overnight wear
<b>Second follow-up:</b> 4 weeks after appliance delivery	Discontinue wear of the Pre-Finisher and deliver retainers

If after the initial wearing period no changes have occurred, the Pre-Finisher has either not been worn enough, not been worn properly, or was improperly fitted.

# How to Order the Pre-Finisher Appliance



Pre-Finisher Appliances can be ordered in convenient inventory kits, or individually by item number.

The following standard designs are available:

- Non-extraction
- Four bicuspid extraction
- Asian non-extraction

Appliances are available with or without seating springs.

## Digital Appliance Fitting

To get the most accurate fit, simply go to [tportho.com/custom](https://tportho.com/custom) where you can upload intraoral scans and let a TPO dental technician determine the ideal Pre-Finisher Appliance size for your patient.

For more information, visit [tportho.com](https://tportho.com),  
or contact your TP Orthodontics sales representative.

### Worldwide Headquarters

#### United States

100 Center Plaza  
La Porte, Indiana 46350-9672  
800-348-8856  
[info@tportho.com](mailto:info@tportho.com)

### Resellers

A list of authorized resellers  
can be found on our website at  
[tportho.com/about/distributors](https://tportho.com/about/distributors)

### International Offices

#### Australia

Tel: 61 +3 9342 3200  
Toll-free: 1 800 643 055  
[tpaus@tportho.com](mailto:tpaus@tportho.com)

#### Brazil

Tel: (19) 3796-9222  
[tpbrazil@tportho.com](mailto:tpbrazil@tportho.com)

#### China

Tel: +86-510-8516 3367  
[tpchina@tportho.com](mailto:tpchina@tportho.com)

#### England / Europe

Tel: 44 (0) 113 2203238  
[tpeng@tportho.com](mailto:tpeng@tportho.com)

#### Japan

Tel: 81 3 5961 3800  
[tpoj@tportho.com](mailto:tpoj@tportho.com)

#### México / Latin America

Tel: (55) 5662 56 67  
Toll-free: 01 800 711 8035  
[tpmex@tportho.com](mailto:tpmex@tportho.com)

#### South Africa

Tel: +27 (0) 11 100 0956  
[tporthosa@tportho.com](mailto:tporthosa@tportho.com)



TP Orthodontics, Inc.  
[tportho.com](https://tportho.com)

©2024 TP Orthodontics, Inc. All rights reserved.  
Pre-Finisher and TPO are registered trademarks of TP Orthodontics, Inc.  
TPRX is a trademark of TP Orthodontics, Inc.

996-523ENG, Rev. E / 10.24