

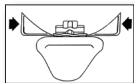
Debonding TPO® Aesthetic Brackets

Aesthetic brackets from TP Orthodontics debond easily without the need for special instruments. The patented polymer mesh base facilitates debonding that is as safe and easy as debonding metal brackets. There is no need to fracture TPO aesthetic brackets—just follow these simple steps.



Step 1:

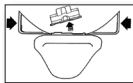
After removing any flash, squeeze mesiodistal edges of the mesh base with a sharp, two-jawed instrument.



NOTE: Make sure to grasp the base **as closely as possible to the enamel surface**. Do not try to shatter the bracket.

Step 2:

The base will flex and release from the tooth, retaining most of the adhesive. The bracket will remain intact with no breaking or shattering.




Tip:

Some doctors find it helpful to leave the brackets ligated to the archwire while debonding.

NOTE: Extra care should be taken when debonding any ceramic bracket.





The Perfect Match for Your Patients

TPO Aesthetic Brackets feature *Personalized Color-Matching Technology*. Brackets absorb wavelengths of light so only the natural tooth color shows.



Brackets represented with no color enhancement.



TP Orthodontics, Inc.
tportho.com